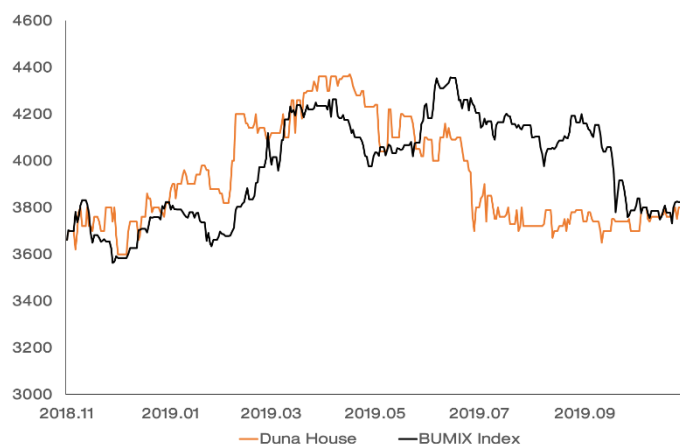


# Duna House

Recommendation: Accumulate

Target price (12M): HUF 4,500

Hun. Core HUF million	2019 Q3	2018 Q3	Ch (%)
Revenues	2,030	1,597	+27%
EBITDA	401	393	+2%
EBIT	345	370	-7%
Cleaned Core EBIT	342	315	+9%
Profit	253	294	-14%
EPS	73	85	-14%
Cumulated EPS	219	421	-48%
No. of transactions (ths)	38	41	-7%



Share price close as of 27/11/2019	HUF 3,800	Bloomberg	DUNAHHOU5 HB
Number of shares [million]	3,5	Reuters	DUNAHOUSE.BU
Market capitalization [HUF mn/EUR mn]	12,856 / 37	Free float	30%
Daily turnover 12M [EUR th]	1.46	52 week range	HUF 3,450-4,600

## Polish operation mitigated the Hungarian weakness

**Senior Equity Analyst**  
Gellert Gaal  
+361 489 2228  
g.gaal@con.hu

50 Alkotás Street,  
Budapest  
www.con.hu

**In short:** Lower transaction numbers in Q3 (-7% y-o-y) due to the MAP+ (Gov. bond for retail) took its toll on DH's financial numbers (especially own offices segment's EBIT which is down -87% y-o-y in Q3) which was partially offset by the surprisingly strong polish operation (profit came to HUF 41 million in Q3 while management guided ca. HUF 75 million FY profit; 9M profit stands at HUF 13 million). In light of the weaker Hungarian real estate market, management expect FY profit to arrive to the lower range of the guidance (HUF 1.1 – 1.4 billion) vs. our HUF 1.053 billion FY profit forecast. Last but not least, management expects the developments to book only next year. Although this sounds as a “delay again”, actually it is rational since VAT will increase to 27% - *effective from 2020.01.01*- therefore they will have more pricing power in the next year in our view since those projects are eligible to sell at 5% VAT.

**Financials:** Q3 EBIT and Profit declined by 7% and 14% respectively because of weak performance of own office segment which offices are mainly concentrated in Budapest (most active area for investor demand for residential units). Cumulative

EBIT and profit reached HUF 986 million (-44% y-o-y mainly as a result of high basis due to development completions last year) and HUF 757 million (-46% y-o-y).

In a segment breakdown on EBIT level, the two weaker segments were the own offices segment which contribution plummeted (-87% y-o-y) and the other related segment (-43% y-o-y) where lower transaction number also had a side effect and asset management which achieved lower return (2% vs. 0.5%) in those quarters, thus the lower result. On the other hand, franchise segment and loan intermediation fuelled mainly by the polish operation posted decent growth of 11% and 14% on a yearly basis.

SEGMENT BREAKDOWN ON EBIT LEVEL.

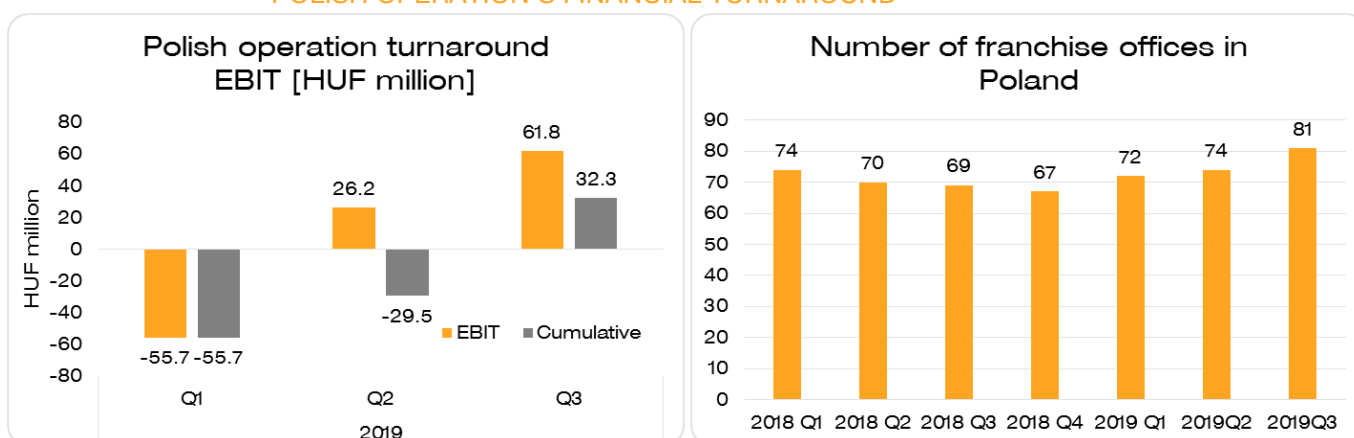
	Q3 2019	Q3 2018	Ch (%)
<b>EBIT</b>	<b>345</b>	<b>370</b>	<b>-7%</b>
Franchise	92	84	11%
Own Offices	6	47	-87%
Loan intermediation	191	167	14%
Other related	36	62	-43%
Real estate mgmt.	30	21	40%
Elimination	-11	-12	-11%

Source: DH, Concorde

Excluding one-offs (ie. revaluation gains, effect of disappearance home savings account contribution) from EBIT, it would have increased by 9% on a yearly comparison, mainly due to the strong polish operation.

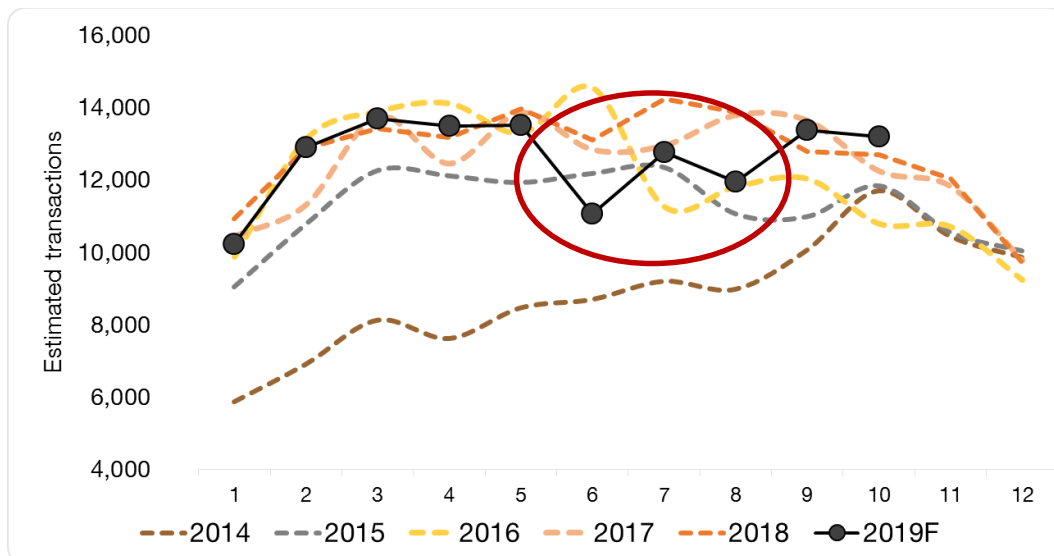
On the country breakdown, Polish operation showed the continuation of strong improvement in Q3, posting HUF 62 million EBIT and HUF 41 million profit. So far, cumulative profit stands at HUF 13.5 million due to the large losses in the Q1. Comparing with management FY profit guidance of HUF 50-100 million, we believe it is achievable if the financial improvements continues. We are of the view that the jump in office numbers (+17% y-o-y), and synergies with Gold Finance (latest acquisition) supported the operation in Poland.

POLISH OPERATION'S FINANCIAL TURNAROUND



Source: DH, Concorde

MONTHLY TRANSACTION NUMBER ACCORDING TO DH'S ESTIMATION



Source: Company reports

**Cumulative transaction number** is down by 4% compared to last year. We see a few reasons for the phenomena, one is what we had flagged side-effect of the very attractive retail bond of MAP+ that provides ca. 5% avg. yield which could be a substitution of real estate purchase, second is also related to the government’s new policy which is the additional family subsidy scheme eligible from 1 July that may have prompted buyers to postpone their purchase to receive the government’s help. The latter may turned out to be a fair assumption as transaction numbers were higher by ca. 4-5% for the last two months (September and October) on a yearly basis. **All in all, what we see here is that private investor’s intention to purchase residential units could be subdued as long as MAP + gov. bond provides such an attractive risk-return profile. Apart from that, natural demand is considered healthy.**

**Developments:** Management pushed the completions to next year where the new VAT will be in place (27% vs. 5%), due to which we expect better pricing power since the projects are eligible for the lower VAT.

**Opinion:** All in all, temporary weakness that we saw in the transaction numbers in the middle of the year (may to august) affected Duna House Hungarian operation, especially the own office segment that has relatively higher exposure to Budapest, where most of the investment related residential units purchase is concentrated - *effect of MAP +*). The improvement in the dynamic of transaction numbers (+5% y-o-y) in the last two months (September, October) may convey the message that this transitory period is over. Nevertheless, lower than anticipated earnings in Q2-Q3 prompted management to moderate their FY profit expectation to the lower range of the FY profit guidance of 1.1-1.4 billion, which is in line with our FY profit forecast 1.05 billion for the core operation.

Keeping in mind that all of the developments (excluding Panorama) will be completed next year (ca. HUF 630 per share), and assuming a normalized operation in Hungary (profit of ca. HUF 1 billion) coupled with a strong Polish operation (profit of ca. HUF

150 – 200.), DH trades at 9x P/E (excluding the EPS of the projects). We did not exclude Project Panorama, as it has not been started yet, including it to our calculation adjusted P/E would have been 8.5x.

Admittedly, weaker than expected Q3 results and management moderated expectation of FY profit may put the share price under pressure, however given the extremely strong results for next year (large completions) and the temporary nature of the weakness (transaction numbers are up in September and October) we would recommend to buy the dip – if any materialises. We reiterate our TP and Accumulate recommendation.

### Quarterly P&L

	Q3 2019	Q3 2018	Ch (%)
<b>Revenue</b>	<b>2,030</b>	<b>1,597</b>	<b>27%</b>
Operating revenue	1,993	1,564	27%
Other income	37	33	13%
<b>OPEX</b>	<b>1,685</b>	<b>1,220</b>	<b>38%</b>
Cost of materials	15	11	40%
Cost of sold goods and services	293	322	-9%
Used services	1,574	1,026	53%
Personnel expenses	186	156	20%
Depreciation and amortization	56	23	142%
Other operating expenses	-439	-318	38%
<b>EBITDA</b>	<b>401</b>	<b>393</b>	<b>2%</b>
<b>Cleaned Core EBIT</b>	<b>342</b>	<b>315</b>	<b>9%</b>
<b>EBIT</b>	<b>345</b>	<b>370</b>	<b>-7%</b>
<i>Franchise</i>	92	84	11%
<i>Own Offices</i>	6	47	-87%
<i>Loan intermediation</i>	191	167	14%
<i>Other related</i>	36	62	-43%
<i>Real estate mgmt.</i>	30	21	40%
<i>Elimination</i>	-11	-12	-11%
Financial income	15	5	220%
Financial expense	-37	27	-238%
Revaluation	-17	-13	24%
<b>EBT</b>	<b>306</b>	<b>333</b>	<b>-8%</b>
Income tax expense	-53	-39	35%
<b>Net income</b>	<b>253</b>	<b>294</b>	<b>-14%</b>
Transaction Number	38,073	40,902	-7%
Intermediated loans [HUF m]	47,506	25,373	87%
<i>EPS</i>	73	85	-14%
EBIT margin	17%	23%	-27%

Source: company reports

**Concorde Securities Ltd. does and seeks to do business with companies covered in its research reports. As a result, investors should be aware that the firm may have a conflict of interests that could affect the objectivity of this report. Investors should consider this report as only a single factor in making their investment decision. For analysts certification and other important disclosures, please refer to the “Disclaimer” section at the end of this report.**

#### **DISCLAIMER 1.**

This research report has been prepared by Concorde Securities Ltd., a full-service Hungarian investment banking, investment management and brokerage firm. Concorde Securities Ltd. is under the supervision of the National Bank of Hungary in its capacity as financial supervisory authority.

Concorde Securities Ltd. is registered in Hungary and does not have any subsidiaries, branches or offices outside of Hungary. Therefore we are not allowed to provide direct investment banking services to US investors and restrictions may apply to our potential investment banking services according to your country’s jurisdiction. For important disclosures to U.S. investors, please refer of the “Notice to U.S. Investors” section at the end of this Disclaimer.

Our salespeople, traders and other professionals may provide oral or written market commentary or trading strategies to our clients that reflect opinions that are their own and may be contrary to the opinions expressed in our research products, and our proprietary trading and investing businesses may make investment decisions that are inconsistent with the recommendations expressed by our analysts or traders.

Our research, sales and trading professionals are paid based on the profitability of the respective divisions of Concorde Securities Ltd., which from time-to-time may include revenues from the firm’s capital market activity. Concorde Securities Ltd. does not prohibit analysts, salespeople and traders from maintaining a financial interest in the securities or futures of any companies that they cover or trade on their clients’ behalf in strict compliance with the Hungarian Capital Markets Act.

#### *ANALYSTS CERTIFICATION*

The research analysts undersigned and responsible for the preparation of this report hereby certify that (i) the views expressed in this research report accurately reflect their personal views about any and all of the securities or issuers referred to in this research report; (ii) no part of the analysts’ compensation was, is or will be directly or indirectly related to the specific recommendation or views expressed in this report and (iii) no part of their compensation is tied to any specific investment transactions performed by Concorde Securities Ltd.

Name and job title of individuals involved in the production of this report are disclosed at the end of this report.

Concorde Securities Ltd. is a leading manager and underwriter of Hungarian equity offerings. We have investment banking and other business relations with a substantial percentage of the companies traded on the Budapest Stock Exchange and covered by our research department. Concorde Securities Ltd, its directors and employees may have a position in these securities, which may change at any time.

Concorde Securities Ltd. acted as Lead Manager of the private and public share placement of the shares of FHB in 2003, Masterplast in 2012 and Duna House in 2016. Concorde Securities Ltd. acted as the Co-lead Manager of Gedeon Richter’s exchangeable bond issue in September 2004. Concorde Securities Ltd. has provided financial advice to Magyar Telekom.

*EXPLANATION OF RATINGS AND METHODOLOGY*

Rating	Trigger
Buy	Total return is expected to exceed 20% in the next 12 months
Accumulate	Total return is expected to be in the range of 10-20%
Neutral	Total return is expected to be in the range of 10%-(-10%)
Reduce	Total return is expected to be in the range of -10-(-20%)
Sell	Total return is expected to be lower than -20%
Under Revision	The stock is put Under Revision if covering analyst considers new information may change the valuation materially and if this may take more time.
Coverage in transition	Coverage in transition rating is assigned to a stock if there is a change in analyst.

**Securities prices:**

Prices are taken as of the previous day's close on the home market unless otherwise stated.

**Valuations and risks:**

Analysis of specific risks to set stock target prices highlighted in our investment case(s) are outlined throughout the report. For details of methodologies used to determine our price targets and risks related to the achievement of the targets referred to in the main body of the report or at [Rating Methodology](https://www.con.hu/wp-content/uploads/2016/04/Methodology_concorde_research.pdf?tstamp=201710021038) on our website. (https://www.con.hu/wp-content/uploads/2016/04/Methodology\_concorde\_research.pdf?tstamp=201710021038)

**Research disclosures:**

Concorde Securities Ltd. may have published other investment recommendations in respect of the same securities/instruments recommended in this report during the preceding 12 months. Disclosure of previous investment recommendations produced by Concorde Securities Ltd. in the previous 12 months can be found at [Rating history](https://www.con.hu/wp-content/uploads/2016/04/Rating-history.pdf?tstamp=201710021038). (https://www.con.hu/wp-content/uploads/2016/04/Rating-history.pdf?tstamp=201710021038)

*GENERAL*

This report is provided for information purposes only and does not represent an offer for sale, or the solicitation of any offer to buy or sell any securities.

The information, and any opinions, estimates and forecast have been obtained from sources believed by us to be reliable, but no representation or warranty, express or implied is made by us as to their accuracy or completeness. The information, opinions, estimates and forecasts may well be affected by subsequent changes in market conditions. This document may not be reproduced in whole or in part, or published for any purpose.

REPRODUCTION OR REBROADCAST OF ANY PORTION OF THIS RESEARCH REPORT IS STRICTLY PROHIBITED WITHOUT THE WRITTEN PERMISSION OF CONCORDE SECURITIES LTD.

**NOTICE TO US INVESTORS**

This report was prepared, approved, published and distributed Concorde Securities Ltd. located outside of the United States (a "non-US Group Company"). This report is distributed in the U.S. by LXM LLP USA, a U.S. registered broker dealer, on behalf of Concorde Securities Ltd. only to major U.S. institutional investors (as defined in Rule 15a-6 under the U.S. Securities Exchange Act of 1934 (the "Exchange Act")) pursuant to the exemption in Rule 15a-6 and any transaction effected by a U.S. customer in the securities described in this report must be effected through LXM LLP USA.

Neither the report nor any analyst who prepared or approved the report is subject to U.S. legal requirements or the Financial Industry Regulatory Authority, Inc. ("FINRA") or other regulatory requirements pertaining to research reports or research analysts. No non-US Group Company is registered as a broker-dealer under the Exchange Act or is a member of the Financial Industry Regulatory Authority, Inc. or any other U.S. self-regulatory organization.

Analyst Certification. Each of the analysts identified in this report certifies, with respect to the companies or securities that the individual analyses, that (1) the views expressed in this report reflect his or her personal views about all of the subject companies and securities and (2) no part of his or her compensation was, is or will be directly or indirectly dependent on the specific recommendations or views expressed in this report. Please bear in mind that (i) Concorde Securities Ltd. is the employer of the research analyst(s) responsible for the content of this report and (ii) research analysts preparing this report are resident outside the United States and are not associated persons of any US regulated broker-dealer and that therefore the analyst(s) is/are not subject to supervision by a US broker-dealer, and are not required to satisfy the regulatory licensing requirements of FINRA or required to otherwise comply with US rules or regulations regarding, among other things, communications with a subject company, public appearances and trading securities held by a research analyst account.

Important US Regulatory Disclosures on Subject Companies. This material was produced by Concorde Securities Ltd. solely for information purposes and for the use of the recipient. It is not to be reproduced under any circumstances and is not to be copied or made available to any person other than the recipient. It is distributed in the United States of America by LXM LLP USA and elsewhere in the world by Concorde Securities Ltd. or an authorized affiliate Concorde Securities Ltd. This document does not constitute an offer of, or an invitation by or on behalf of Concorde Securities Ltd. or its affiliates or any other company to any person, to buy or sell any security. The information contained herein has been obtained from published information and other sources, which Concorde Securities Ltd. or its Affiliates consider to be reliable. None of Concorde Securities Ltd. accepts any liability or responsibility whatsoever for the accuracy or completeness of any such information. All estimates, expressions of opinion and other subjective judgments contained herein are made as of the date of this document. Emerging securities markets may be subject to risks significantly higher than more established markets. In particular, the political and economic environment, company practices and market prices and volumes may be subject to significant variations. The ability to assess such risks may also be limited due to significantly lower information quantity and quality. By accepting this document, you agree to be bound by all the foregoing provisions.

LXM LLP USA assumes responsibility for the research reports content in regards to research distributed in the U.S. LXM LLP USA or its affiliates has not managed or co-managed a public offering of securities for the subject company in the past 12 months, has not received compensation for investment banking services from the subject company in the past 12 months, does not expect to receive and does not intend to seek compensation for investment banking services from the subject company in the next 3 months. LXM LLP USA has never owned any class of equity securities of the subject company. There are not any other actual, material conflicts of interest of LXM LLP USA at the time of the publication of this research report. As of the publication of this report LXM LLP USA, does not make a market in the subject securities.

## **DISCLAIMER 2.**

This research/commentary was prepared by the assignment of Budapest Stock Exchange Ltd. (registered seat: 1054 Budapest, Szabadság tér 7. Platina torony I. ép. IV. emelet; company registration number: 01-10-044764, hereinafter: BSE) under the agreement which was concluded by and between BSE and Concorde Securities Ltd. (registered seat: H-1123 Budapest Alkotás utca 50., company registration number: 01-10-043521, hereinafter: Investment Service Provider)

BSE shall not be liable for the content of this research/commentary, especially for the accuracy and completeness of the information therein and for the forecasts and conclusions; the Service Provider shall be solely liable for these. The Service Provider is entitled to all copyrights regarding this research/commentary however BSE is entitled to use and advertise/spread it but BSE shall not modify its content.

This research/commentary shall not be qualified as investment advice specified in Point 9 Section 4 (2) of Act No. CXXXVIII of 2007 on Investment Firms and Commodity Dealers and on the Regulations Governing their Activities. Furthermore, this document shall not be qualified as an offer or call to tenders for the purchase, sale or hold of the financial instrument(s) concerned by the research/commentary.