

EQUITY NOTE: ZWACK UNICUM

Recommendation: HOLD (unchanged)

Target price (12M): HUF 15,407 (revised up)

7 Aug 2020

Equity Analyst:
Orsolya Rátkai

Phone:
+36 1 374 7270

Email:
ratkaio@otpbank.hu

We maintain our HOLD recommendation for Zwack Unicum (Zwack HB; ZWCG.BU) with a new 12M target price of 15,407 HUF/share, revised up from previous 15,214 HUF/share. The current covid pandemic fundamentally changed the economic environment and has limited growth prospects for a while. Despite the tough circumstances and retailers' stockpiling in January-March 2020, Zwack's sales revenues in the April-June period declined less YoY than it was feared. Although domestic on-trade sales suffered huge decline in April and partly in May, demand returned when restrictions eased in Hungary. At the same time, the retail segment showed some resilience last quarter and remained at the base level in nominal terms. However, the outlook in the short and medium term is very uncertain, and getting prepared for different scenarios may cost the company much more than in usual times, and it erodes profitability.

Zwack operates in the non-cyclical consumer sector, half of its revenues comes from the restaurant industry, one of the subsectors worst hit by lockdown and social distancing rules. A second wave of pandemic is around the corner and it remains to be seen how it will be avoidable in Hungary without reintroducing some of the former restrictions. With such uncertainties regarding the outlook, we updated our free cash-flow valuation model with the recently reported quarterly data and we also implemented the changes in our rate expectations. We suppose that Zwack dividend payout regarding the current financial year may be cut, compared to our previous forecast.

The new target price is 6.3% below the HUF 16,450 closing price on 7 August 2020. Expected total return is negative 4.5% on a 12-month horizon, though considering the current situation, the forecast of dividend payout ratio may also bear some grade of uncertainty.

Shares of Zwack Unicum lost 0.9% on 6 August 2020, on the day after the earnings report was published, while the BUX added 0.9%. In Q2 2020 Zwack gained 2.1% with a quarterly range of HUF 17,200 – 16,350. YTD return is negative 6.8%.

Summary/Earnings Highlights

- Zwack reported higher than expected HUF 2.3bn net sales revenue in April-June 2020. However, sales declined 24.5% YoY, with domestic revenues dropping 24.1% and exports plunging 26.9%.
- Domestic sales showed gradual improvement month by month: revenues fell the most in April (near 40% YoY), while May saw about 25% decline, but June sales dropped only 1% YoY, Zwack reported.
- On-trade sales suffered the most last quarter as restaurants and bars remained closed, while sales to the retail segment remained roughly at the level seen one year before, the company also announced.
- With declining revenues, profitability also decreased as revenues from own production with higher profit content declined 21% YoY. Gross profit rate dropped

to 62% from 64% a year before. EBIT rate fell to 1.0% from previous 10% and EBITDA rate decreased to 6% from 14% a year earlier.

- Net profit turned negative in the quarter: Zwack closed the April-June period with HUF 32 million loss and HUF -16 quarterly EPS. 12-month trailing EPS declined to HUF 704 vs HUF 1,472 a year ago, and HUF 833 at the end of Q1 2020.
- Zwack also got prepared to meet the challenges the covid epidemic had posed. In Q1, the company stepped up production, and stockpiled Unicum to fend off raw material shortages or forced shutdowns. On the liabilities side, Zwack arranged new credit lines in order to secure that all its payment obligation will be fulfilled. Zwack still maintains inventories at an elevated level, as part of the preparation of a possible second wave of the epidemic.
- As this year's outlook bears a high level of uncertainty, we update our valuation model with the latest data announced and keep our conservative expectations for the current and the coming quarters. This year's EPS is expected to fall to HUF 440, from HUF 833 in 2019/2020.
- We also updated our model with our latest interest rate forecast. Under the present circumstances, we cut our dividend forecast for the current financial year. As a result, due to lower discount rates the free cash-flow model delivered higher corporate value while DDM put out a lower valuation.
- The new HUF 15,407 target price reflects our expectations for the next 12 months, although the uncertainty is considerable in the current situation.

Financial highlights of Zwack's Q2 2020 earnings report

| Financial Q1 (HUFm) | Apr-June 2020 | Apr-June 2019 | YoY Change |
|-------------------------------------|---------------|---------------|--------------|
| Domestic sales | 2 018 | 2 658 | -24% |
| Export sales | 301 | 412 | -27% |
| Net sales income | 2 319 | 3 070 | -24% |
| Material-type costs | 878 | 1 100 | -20% |
| Gross profit | 1 441 | 1 970 | -27% |
| Employee benefits | 707 | 738 | -4% |
| Depreciation | 115 | 126 | -9% |
| Other operating expenses | 649 | 863 | -25% |
| Total operating expenditures | 1 471 | 1 727 | -15% |
| Other incomes | 52 | 69 | -25% |
| EBIT | 22 | 312 | -93% |
| EBITDA | 137 | 438 | -69% |
| Pre-tax profit | 15 | 312 | -95% |
| Tax | 47 | 81 | -42% |
| After-tax profit | -32 | 231 | -114% |

| Financial Q1 (HUFm) | Apr-June 2020 | Apr-June 2019 | YoY Change |
|------------------------------|---------------|---------------|-----------------|
| EPS (HUF) | -16 | 114 | -114% |
| 4Q-rolling EPS (HUF) | 704 | 1 472 | -52% |
| Gross profit rate | 62.2% | 64.2% | -2.0 pp |
| Operating profit rate | 0.9% | 10.2% | -9.2 pp |
| EBITDA rate | 5.9% | 14.3% | -8.4 pp |
| ROE | -4.2% | -9.6% | -4.5 pp |
| 4Q-rolling ROE | 25.6% | 38.4% | -35.7 pp |
| ROA | -2.2% | -5.4% | -2.3 pp |
| 4Q-rolling ROA | 14.7% | 24.0% | -12.0 pp |

Sources: Zwack Unicum, OTP Research

Pandemic woes weigh on sales performance. Under the unusual economic conditions, amidst the covid restrictions imposed in Hungary in April, Zwack's sales revenue declined by 25% YoY in Q2. Domestic sales revenue, representing 87% of total revenues, fell 24%, while export sales dropped 27%.

With on-trade sales, which account for half of Zwack's revenues, practically vanishing as restaurants and bars remained closed in April and most of May, domestic sales revenues shrank considerably. At the same time, sales to retail partners equalled that of the base period in the past quarter. Zwack reported 40% YoY plunge in total domestic sales revenues in April and 25% in May, but it decreased only 1% in June, as restrictions eased and

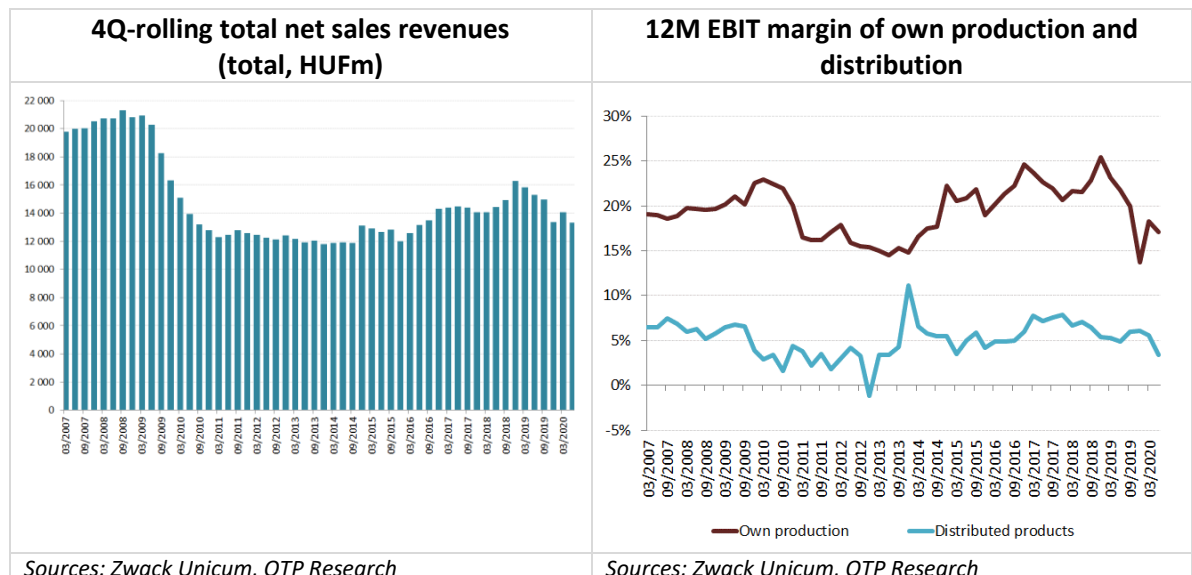
restaurants gradually re-opened. We also have to add that wholesalers' earlier heavy stockpiling ahead of the tax increase effective from 1 January 2019 put a break on domestic sales growth last year. In this regard, last year's revenue figures represent a relatively subdued level compared to previous years.

In quarter-on-quarter terms, net sales revenues increased by 10%, with domestic revenues adding 16% and exports dropping 17%. However, the January-March period was extraordinary as Zwack experienced unusually high order volumes from retail partners as pandemic outlooks worsened and expectations of a possible national lockdown intensified.

In line with Zwack's earlier forecast, the sales of prime products suffered steep decline (-30% YoY) due to the covid epidemic, but revenues in the quality segment grew by 9% in the same period. Sales revenues from own production fell 20% in April-June compared to the corresponding period a year earlier, while revenues from the distributed portfolio skydived. Revenues plunged 37%, with sales of Diageo products declining 31%.

Stable consumer demand and growing domestic retail sales characterised the market of spirits before the covid outbreak, but the pandemic put a break on growth in Q2. The retail market of distilled beverages kept on expanding between April and June 2020, though it slowed considerably, the market research survey shows. The retail market increased by 5.6% in value and by 1.5% in real terms, Zwack announced based on survey data, after 2.5% real growth a year earlier.

Retail trade statistics of alcoholic beverages from KSH (Hungarian Central Statistical Office) underpinned persistent consumer demand in 2019. In 2020 however, the seasonally and working day-adjusted data showed a mixed picture: retail trade in shops selling foods, beverages and tobacco decreased by 4.7% YoY in April-June after a similar rate of expansion in January-March. Sales in non-specialized food stores increased by 2.7% YoY in Q2, after jumping almost 10% in Q1.



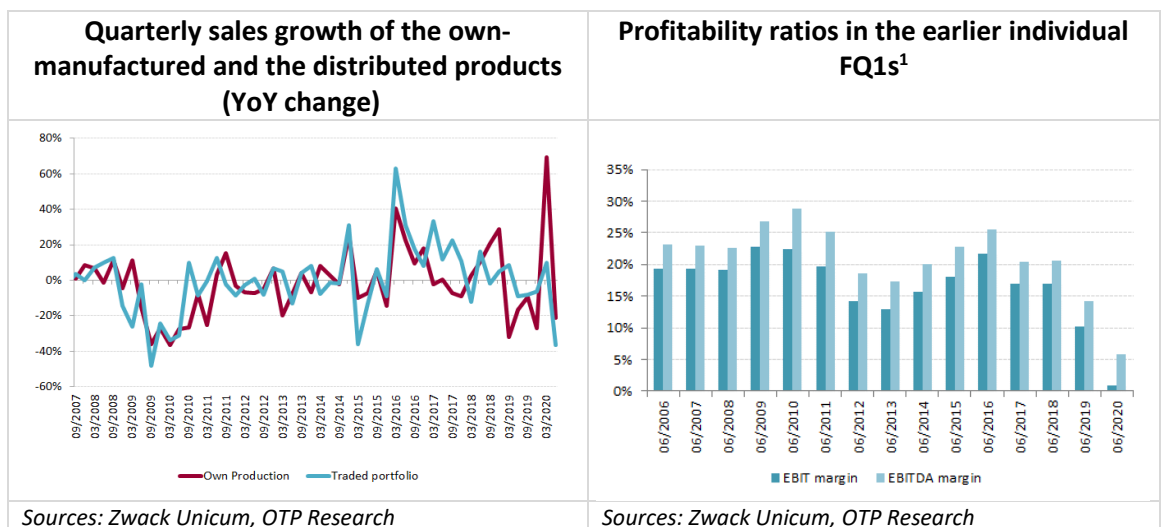
Profit rates noticeably deteriorated in Q2, simultaneously with falling revenues. With falling sales but considerable fixed costs, profit rates deteriorated in the April-June period. Although material costs declined by 20% YoY, the sharply falling sales caused gross profit rate to decrease to 62.2%, from 64.2% a year earlier. EBIT and EBITDA rates also declined despite decreasing personnel costs, depreciation, and other operating expenses. EBIT fell to HUF 22 million from HUF 312m one year earlier, while the HUF 137m EBITDA was less than a third of the sum registered in the corresponding period of last year. The 0.9% EBIT

rate in April-June 2020 is among the weakest ones, excluding the quarters when Zwack’s profitability turned negative due to seasonal characteristics. The EBITDA rate fell to 5.9% last quarter when the base period’s figure stood at 14% one year ago.

Profit rates improved in QoQ comparison: gross profit rate climbed 0.4ppt, EBIT rate jumped above zero, from -11% in January-March, and EBITDA also picked up (5.9% vs. -4.4%).

Segment information also reflects significant deterioration in profitability YoY: Zwack's own production delivered -7.9% EBIT rate vs. 6.0% EBIT margin a year ago, while the 2.9% EBITDA rate in April-June 2020 is far from the 11.3% margin reported a year earlier. 4Q cumulated figures are the lowest in the past five years in terms of own production (17.0% in April-June 2020), while regarding the traded product portfolio, we have to go back to 2012 to find lower figures (3.4% in the past four quarters).

Previously, Zwack announced changes to its accounting policy, effective from the start of 2019. The modifications affect mainly the accounting of material costs, other incomes and other costs, while some changes in the accounting of certain allowances (bonuses for long service and retirement bonuses) have direct effect on retained earnings. Zwack publishes its financial reports in accordance with the new accounting rules, but enables YoY comparison for the base periods only (financial Q4 2017/2018 and the consecutive quarters). Therefore, long-term comparisons cannot be really precise.



Zwack made important B/S adjustments to fend off the economic unease arising from the covid epidemic. Zwack made several balance sheet adjustments in the first quarter of 2020. The company expanded inventories by 12% YoY as a result of higher inventories of finished goods. The management decided to stockpile more Unicum in the wake of the covid crisis in order to get prepared for raw material shortages or shutdowns in case of worsening pandemic situation, Zwack reported earlier. In April-June, inventories remained at this elevated level as Zwack stockpiled raw materials and a special stock of finished products to handle shortages or production disruption if a second wave of the epidemic occurs.

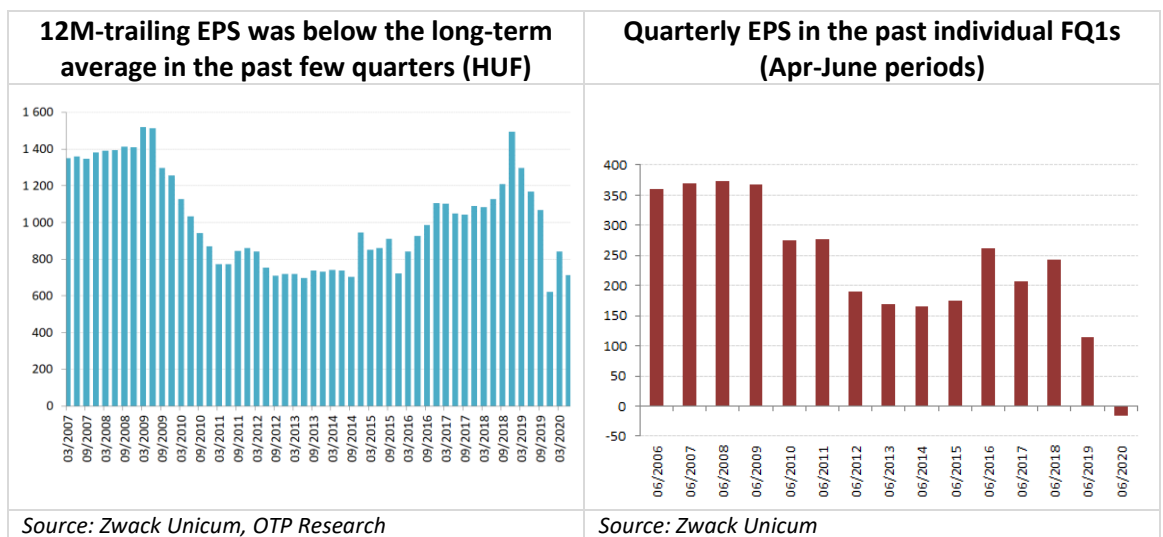
In the worst case, companies may have to face lockdown in the coming months like this spring, and it does matter how they deal with liquidity issues. Zwack's current ratio

¹ Financial data for April-June 2017 or earlier are not revised in line with the changes in the accountancy policy implemented as of January 1, 2019

deteriorated to 137% by the end of June, from 157% at the end of March 2020 and from 159% at end-2019. Simultaneously, quick ratio and cash ratio also decreased in the past quarter, but to a lesser extent. These latter figures equal the five-year average, while in the case of current ratio Zwack operated at below-average level.

Trade receivables decreased in both year/year and quarter/quarter terms. Cash assets increased after the company had drawn down the second tranche of HUF 2.5bn loan facility, as Zwack announced in May.

On 9 June 2020, Zwack Unicum announced to have obtained HUF 106m [non-refundable subsidy](#) from Hungary's Ministry of Foreign Affairs and Trade. The subsidy targets financing capex and Zwack uses the sum to co-fund the purchase of a packaging and palletizing machine, the company informed. The state's financial assistance covers 50% of this investment.



Short-term outlook is uncertain at best. The lockdown introduced in Hungary in late March practically wiped out Zwack's on-trade sales, which account for half its revenues, as bars and restaurants remained closed. However, monthly sales figures in the second quarter show gradual improvement as covid-related restrictions have been lifted from end-May. Still, tourism and the related industries cannot have a sigh of relief. The epidemic is flaring up again worldwide, and travel restrictions or obligatory quarantine for travellers have been introduced in several countries.

Although the consumption of spirits in the prime segment has been growing in the past few years, Zwack expects steep decline in revenues and profit in the near term due to the current epidemic. Although quarterly net loss was smaller than Zwack's and our own forecast, a possible second wave makes the outlook very uncertain. Zwack expects yearly net profit to decline by over 80% YoY in this financial year.

Comments

- Zwack reported weak, although better-than-expected sales figures for April-June 2020 as demand returned after restrictions had been lifted. Despite the unexpected panic shopping, driving sales as a one-off effect in Q1 2020, the retail market showed resilience in Q2.
- After the lockdown was lifted in the middle of May in Hungary, and a week later in Budapest and in the county of Pest, sales activity slowly recuperated in the on-trade segment as well.

- However, due to the current crisis, consumers' purchasing power is expected to weaken somewhat, and customers are also expected to be more careful. Besides, the suspension of mass gatherings also fails to add support to the recovery.
- The main risk in the present situation is the quickly changing and unpredictable environment. Like many other companies, Zwack makes efforts to prepare for different scenarios and the worst, including raw material shortages and production disruption. This consumes considerable financial resources and weigh on profitability.

Conclusions

- The current situation, with restrictions already lifted but chance of a second wave of the epidemic on the horizon makes forecasting the next 12 months challenging.
- We maintain our conservative approach and expect this year's sales revenue to decrease to HUF 11.3bn, while EBIT may drop to HUF 1.2bn. EPS is expected to decline to HUF 440 in the current business year. In this scenario, we expect revenues to increase to HUF 13.7bn in FY 2021/2022, with EBIT to climb to 1.7bn and net income to reach 1.2bn. We emphasize that the current forecast bears considerable risks both to the upside and the downside, due to uncertainties regarding e.g. the path of the recovery and the risk of a second wave of pandemic.
- We made some modifications in our valuation model. Besides the revision of our forecast, lower discount rates also had a role in the increase of enterprise value. Our DDM model has also been updated, we expect dividend payout ratio for the current business year to be cut compared to our previous forecast.
- As a result, our DCF (FCFE) model resulted in 15,206 HUF/share target price, up from the previous 14,594 HUF/share. Valuation from DDM decreased however, the 12-month target price the model gave is HUF 15,607, down from the previous HUF 15,834.
- The new target price is 15,407 HUF/share, 6.3% less than the HUF 16,450 closing price on 7 Aug 2020. Calculating with HUF 300/share yearly dividend, the 12-month estimated total return would be negative 4.9%.
- We maintain the previous HOLD recommendation.

| Profit & Loss Statement (HUF m) | 2017/2018 | 2018/2019 | 2019/2020 | 2020/2021F | 2021/2022F | 2022/2023 |
|-------------------------------------|---------------|---------------|---------------|---------------|---------------|---------------|
| Domestic net sales | 12 418 | 14 238 | 12 281 | 10 114 | 12 248 | 13 658 |
| Export sales | 1 540 | 1 501 | 1 679 | 1 137 | 1 431 | 1 592 |
| Net sales income | 13 958 | 15 739 | 13 960 | 11 251 | 13 678 | 15 250 |
| Material-type costs | 5 149 | 5 723 | 5 287 | 4 612 | 5 471 | 5 795 |
| Gross profit | 8 809 | 10 016 | 8 673 | 6 639 | 8 207 | 9 455 |
| Total operating expenditures | 6 599 | 7 355 | 6 965 | 5 705 | 6 883 | 7 564 |
| EBIT | 2 561 | 3 079 | 2 169 | 1 245 | 1 735 | 2 439 |
| Pre-tax profit | 2 563 | 3 310 | 2 184 | 1 219 | 1 708 | 2 441 |
| Tax | 377 | 460 | 488 | 324 | 393 | 561 |
| Profit after tax | 2 186 | 2 850 | 1 696 | 895 | 1 315 | 1 880 |
| Dividend | 2 137 | 2 442 | 611 | 336 | 1 184 | 1 692 |
| EPS (HUF) | 1 074 | 1 288 | 833 | 440 | 646 | 924 |
| DPS (HUF) | 1 050 | 1 200 | 300 | 165 | 582 | 831 |

| Balance sheet (HUFm) | 2017/2018 | 2018/2019 | 2019/2020F | 2020/2021F | 2021/2022F | 2022/2023 |
|---|---------------|---------------|---------------|---------------|---------------|---------------|
| Property, plant, equipment | 3 205 | 3 330 | 3 336 | 3 548 | 3 513 | 3 477 |
| Intangible assets | 89 | 84 | 102 | 103 | 93 | 83 |
| Non-current assets | 3 447 | 3 582 | 3 585 | 3 818 | 3 776 | 3 733 |
| Inventories | 2 185 | 2 386 | 2 661 | 3 426 | 3 321 | 3 314 |
| Receivables and other current assets | 2 275 | 2 115 | 3 007 | 3 531 | 3 396 | 2 923 |
| Cash and cash equivalents | 2 770 | 3 064 | 2 709 | 2 816 | 2 660 | 3 117 |
| Current assets | 7 230 | 7 565 | 8 377 | 9 773 | 9 378 | 9 354 |
| TOTAL ASSETS | 10 677 | 11 147 | 11 962 | 13 591 | 13 154 | 13 086 |
| Share capital | 2 000 | 2 000 | 2 000 | 2 000 | 2 000 | 2 000 |
| Capital reserve | 165 | 165 | 165 | 165 | 165 | 165 |
| Retained earnings | 4 392 | 4 915 | 4 011 | 4 796 | 4 927 | 5 115 |
| Total Equity | 6 557 | 7 080 | 6 176 | 6 961 | 7 092 | 7 280 |
| Long-term loans and other liabilities | 410 | 472 | 453 | 474 | 473 | 471 |
| Non-current liabilities | 410 | 472 | 453 | 474 | 470 | 471 |
| Loans and credits | 0 | 0 | 1 250 | 2 361 | 1 250 | 220 |
| Payables and other short-term liabilities | 3 384 | 3 567 | 4 071 | 3 760 | 4 271 | 5 043 |
| Current Liabilities | 3 710 | 3 595 | 5 333 | 6 157 | 5 591 | 5 335 |
| TOTAL EQUITY AND LIABILITIES | 10 677 | 11 147 | 11 962 | 13 591 | 13 154 | 13 086 |

| CONSOLIDATED CASH FLOW (HUFm) | | | | | | |
|-------------------------------|--------------|--------------|--------------|-------------|--------------|--------------|
| | 2017/2018 | 2018/2019F | 2019/2020F | 2020/2021F | 2021/2022F | 2022/2023F |
| EBITDA | 3 049 | 3 643 | 2 646 | 1 791 | 2 310 | 3 101 |
| Cash flow from operation | 2 854 | 3 215 | 1 482 | -117 | 2 707 | 3 829 |
| Cash flow from investment | -765 | -655 | -480 | -757 | -512 | -599 |
| FCFF | 2 089 | 2 560 | 1 002 | -874 | 2 194 | 3 231 |
| FCFE | 2 091 | 2 563 | 2 264 | 217 | 1 062 | 2 202 |

Sources: Zwack Unicum, OTP Research

Deduction of 12M Target Price

| Zwack's valuation (HUFm) | Base Year | | | | | | FCFE in the explicit period |
|---------------------------------|-----------|-----------|-----------|-----------|-----------|-----------|-----------------------------|
| | 2019/2020 | 2020/2021 | 2021/2022 | 2022/2023 | 2023/2024 | 2024/2025 | |
| FCFE | 2 264 | 217 | 1 062 | 2 202 | 1 677 | 2 328 | |
| Discount factor | 0,92 | 0,92 | 0,91 | 0,91 | 0,91 | 0,91 | |
| DCF | 2 076 | 198 | 972 | 2 013 | 1 533 | 2 120 | 6 836 |
| Terminal Value (HUFm) | | | | | | | 32 088 |
| Net Present Value - FCFE (HUFm) | | | | | | | 27 316 |
| Net debt | | | | | | | -1 006 |
| Equity value (HUFm) | | | | | | | 28 322 |
| Number of shares | | | | | | | 2 035 000 |
| Expected return on equity | | | | | | | 9,3% |
| 12M Target price (DCF) | | | | | | | 15 206 |
| 12M Target price (DDM) | | | | | | | 15 607 |
| 12M Weighted Target price (HUF) | | | | | | | 15 407 |
| Current price | | | | | | | 16 450 |
| Upside/Downside | | | | | | | -6,3% |
| TR Upside/Downside | | | | | | | -4,5% |

Source: OTP Research

Risks surrounding Zwack's economic activity

Covid-effect: Although Zwack operates in the non-cyclical consumer sector, a considerable part of demand for Zwack products comes from the catering and event business, some of the sectors mostly hit by covid-19. Although the pandemic had a positive effect on Zwack's sales performance in the January-March period, April sales plunged. We expect calendar Q2 and Q3 to be the mostly depressed quarters this year.

Regulatory risk: In recent years, regulatory changes in the industry caused headwinds to the company's profitability. The most notable was the liberalization of spirit distillation at home in small quantities in 2010. The EU lately expressed criticism of discriminative taxing policy of spirits in Hungary and threatened to start infringement process against Hungary. The latest regulatory changes (increase of NETA) which took effect on 1 January 2019, were aimed to resolve this conflict with the EU and increase budget revenues at the same time.

Exchange-rate risk: As the company operates in foreign markets as well, and the share of exports among revenues is increasing, in case of HUF appreciation, the exchange rate risk can be an issue, if not managed properly. The HUF's weakening poses more risk on the cost side, as most of Zwack's raw materials' prices are EUR-denominated, so a significant depreciation of the HUF against the EUR could weigh on the company's profitability. That can be counterbalanced to a certain extent by the higher export revenue in HUF.

Cost-inflation risk: Due to the improving economic conditions and labour shortages in various industries, real wages started to increase significantly in 2016 and kept on rising since then. This landscape is hardly expected to change in the near future. As Zwack's business is rather labour-intensive (the share of personnel cost in total costs is around 20%), it will be heavily affected by persistently high wages, which could dent profitability.

Notes:

[The initiation report, which contains the assumptions of the models used, is available here.](#)

[The valuation methodology used in this present equity research note to determine our price targets and recommendations is available here. \(Also available in Hungarian\)](#)

This investment recommendation has not used proprietary models.

The risk warning, which includes the adequate explanations of the length of time of the investment to which the recommendation relates as well as a sensitivity analysis of the assumptions, is indicated in the part of this recommendation where the length of time and the risks of the investment are presented.

Any information relating to the date and time for the price mentioned in this recommendation is revealed in the part of the recommendation where the given price is indicated.

OTP Bank Plc's recommendations and price targets history for Zwack Unicum in the past twelve months:

| Date | Recommendation | Target Price | Publication |
|------------|----------------|--------------|---------------------------|
| 07/08/2019 | HOLD | HUF 15,882 | Quarterly Earnings Update |
| 08/11/2019 | HOLD | HUF 15,685 | Quarterly Earnings Update |
| 04/02/2020 | HOLD | HUF 15,685 | Quarterly Earnings Update |
| 21/05/2020 | HOLD | HUF 15,214 | Quarterly Earnings Update |
| 05/06/2020 | HOLD | HUF 15,214 | News Comment |
| 10/06/2020 | HOLD | HUF 15,214 | News Comment |
| 07/08/2020 | HOLD | HUF 15,407 | Quarterly Earnings Update |

| Period | Recommendation | % of recommendations |
|---------|----------------|----------------------|
| Q3 2019 | BUY | 0 |
| | HOLD | 100 |
| | SELL | 0 |
| Q4 2019 | BUY | 0 |
| | HOLD | 100 |
| | SELL | 0 |
| Q1 2020 | BUY | 0 |
| | HOLD | 100 |
| | SELL | 0 |
| Q2 2020 | BUY | 0 |
| | HOLD | 100 |
| | SELL | 0 |

[The list of all recommendations made in the past 12 months is available here.](#)

Disclaimer 1

This research/commentary was prepared by the assignment of the Budapest Stock Exchange Ltd. (registered seat: 1054 Budapest, Szabadság tér 7. Platina torony I. ép. IV. emelet; company registration number: 01-10-044764, hereinafter: BSE) under the agreement that was concluded by and between BSE and OTP Bank Plc (registered seat: H-1051 Budapest, Nádor utca 16., Hungary, company registration number: 01-10-041585, hereinafter: OTP Bank or Investment Service Provider).

The BSE shall not be liable for the content of this research/commentary, especially for the accuracy and completeness of the information therein and for the forecasts and conclusions. The Service Provider is entitled to all copyrights regarding this research/commentary however BSE is entitled to use and advertise/disseminate it without amending its content.

This research/commentary shall not be qualified as investment advice specified in Point 9 Section 4 (2) of Act No. CXXXVIII of 2007 on Investment Firms and Commodity Dealers and on the Regulations Governing their Activities. Furthermore, this document shall not be qualified as an offer or call to tenders for the purchase, sale or hold of the financial instrument(s) concerned by the research/commentary.

Disclaimer 2

1. Pursuant to the Commission-delegated regulation 2017/565/EU of the European Parliament, the content of this document shall be considered as an investment research, which recommends or suggests an investment strategy, explicitly or implicitly concerning one or more financial instruments or the issuers of financial instruments, including any opinion as to the present or future value or price of such instruments. The statements in this investment research contain objective or independent explanation. Furthermore, pursuant to Directive 2014/65/EU of the European Parliament and of the Council, this document shall be considered as investment recommendation. This document does not take into account investors' individual interests, circumstances, or objectives; therefore, in the absence of personal recommendation, it shall not be considered as an investment advice.
OTP Bank intends to make this document available to its clients or to the public, or to make it accessible to other persons in a way that allows this document to be disseminated to the public.
2. Information herein reflects the market situation at the time of writing. It provides only momentary information and may change as market conditions and circumstances develop. Additional information may be available on request. Where a figure relates to a period on or before the date of communication, the figure relates to the past and indicates a historic data. Past performance is not a reliable indicator of future results and shall be not treated as such. OTP Bank makes no representation or warranty, express or implied, is made regarding future performance of any financial instrument mentioned in this communication. OTP Bank shall have no liability for the information contained in this for any loss or damage whether direct, indirect, financial, economic, or consequential, whether or not caused by the negligent act or omission of OTP Bank, provided that such limitation of liability shall not apply to any liability which cannot be excluded or limited under the applicable law.
3. The issuer of this report does not claim that the information presented herein is perfectly accurate or complete. However it is based on sources available to the public and widely believed to be reliable. Also the opinions and estimates presented herein reflect a professional subjective judgment at the original date of publication and are therefore subject to change thereafter without notice. Furthermore there can be no guarantees that any market developments will unfold as forecasted. Opinions and estimates constitute our judgment and are subject to change without notice.
4. The issuer(s) of the product(s) mentioned in this document do not hold more than 5% of OTP Bank's registered capital. OTP Bank is a market maker of the financial instrument that is discussed in this document. Neither was OTP Bank a lead-manager (organizer) or joint lead manager (organizer) of any public placement of the issuer's financial instruments (e.g. securities) in the previous 12 months. Regarding investment services defined in Sections A and B of Annex 1 of Directive 2014/65/EU, OTP Bank is not a party of the agreement with the issuer. OTP Bank maintains a conflict of interest policy and it keeps such records, and is has requirements that regulate the transmission of bank secrets and securities secrets, which requirements shall be considered as the effective internal organizational and management solutions as well as information barriers to prevent or manage conflicts of interest. The remuneration of the person(s) participating in preparing the recommendation is not directly

related to the transactions carried out as part of the investment services specified in Sections A and B of Annex 1 of Directive 2014/65/EU, or to transactions carried out by them or by other legal entities of the same group or to trading fees that they or another legal person of the same group receive. OTP Bank does not hold net long or short positions that exceed 0.5% threshold of the issuer's total registered capital.

5. OTP Bank has developed appropriate internal procedures for (i) the personal transactions and tradings of financial analysts and other relevant persons, (ii) the physical separation of the financial analysts involved in the production of investment research and other relevant persons; moreover, information barriers have been implemented, (iii) for accepting and managing incentives and remuneration.
6. This communication does not contain a comprehensive analysis of the described issues; it is only for information purposes. No part, chapter, or the entirety of this information shall be considered as investment advice, not even if any part of this document contains a description of a certain financial instrument in terms of its possible price or yield development, and the related investment options. This information shall not be considered as legal, tax or accounting advice.
7. This information reflects the market situation at the time when the document was prepared. You may request more information from OTP Bank. This document was prepared based on publicly accessible information made available to OTP Bank from one or more sources. This document was prepared using data, facts and information from the following essential sources: Bloomberg, Reuters, Hungarian Central Statistical Office, Eurostat, Magyar Nemzeti Bank (Hungary's central bank), and European Central Bank (ECB). Although the information in this document has been prepared in good faith from sources that OTP Bank believes to be reliable, we do not represent or warrant its accuracy or completeness. This document represents the opinion and estimations of analysts at OTP Research, based on publicly available data. You may receive different recommendation from the staff of OTP Bank, in particular if you are provided investment advice based on an investment advice agreement. The content of this document is based on the opinion of OTP Research's analyst at the time when the document was prepared, and they may be subject to change at any time in the future without further notice.
8. Please be informed that, irrespective of the statements of this investment research, OTP Bank is entitled to deal or trade as market maker, acting in good faith and in accordance with the usual way of market-making, with the financial instruments distributed by the issuer(s) specified in this document, as well as to provide other investment activities or ancillary (investment) services, and/or other financial or ancillary financial services to the issuer and other persons.
9. This document shall not be a basis for any further analysis in relation to the financial instruments contained therein. Any reference in this document to the future distribution of a financial instrument shall be construed as indicative, preliminary and informative, and any analysis of such financial instrument is exclusively based on publicly available information listed in the respective prospectus or announcement. The content of this document shall not imply that OTP Bank acts as an agent, a fiduciary, or an advisor to, or on behalf of, any prospective purchaser of the financial instruments discussed herein.
10. For certain persons, access to the products and/or services discussed in this document may not be granted, or it may be limited. The act of preparing this document by OTP Bank, its uploading to the website, its publication may under no circumstances be considered as OTP Bank's intention to make available product and/or service information in the prospectus to persons whom any country or state prohibits from having or obtaining the given product and/or service, including the promotion and the advertisement thereof. This communication and any of the financial instruments and information contained herein are not intended for the use of private investors in the UK and US. OTP Bank is not allowed to provide direct investment services to US investors. Any individual decision or investment made based on this publication is made solely at the risk of the client and OTP Bank shall not be held responsible for the success of the investment decisions or for attaining the Client's target.
11. This publication contains generic presentation of information and knowledge, thus it does not take into account the individual clients' unique and special interests, financial condition, or their ability and willingness to take risks. Therefore please contact our staff or contact your banking consultant for advice before you make an investment decision. The assessment and the consideration of the individual circumstances is provided by the suitability and

compliance tests that assess clients' financial knowledge, experience, risk-taking abilities, as well as the examination of the target market.

12. Before making an informed decision to invest and to use the services, please carefully read through all documents, including the documentation, prospectus, regulations, terms and conditions, announcements and key information documents for that product/service, and carefully consider the subject, the risk, the fees and costs of your investment, the possibility of any loss, and seek information about the tax regulations regarding the product and the investment. The prices of financial instruments and securities are changing, outright sales are realized at then current market prices, which may involve losses. The information and opinions in this document do not substitute or take the place of the issuance documentation for the given financial assets (e.g. prospectus, fund management rules), or their brochures or announcements.
13. You assume total responsibility and risk for any specific decision or investment; OTP Bank shall not be held responsible for the effectiveness of investment decisions or for reaching your purpose, nor for the individual investment decision made based on this document or any part thereof, or for their consequences. Investments in financial instruments carry a certain degree of risk, which may affect the effectiveness of the investment decision, and investors may not receive the whole amount they had expected the investment to yield in their investment targets; they may not preserve even the invested amount, therefore the invested capital might even decrease, be wholly lost, or even lead to additional payment obligation.
14. Trading with leveraged products (such as foreign exchange contracts, or shares and indices that have underlying products) carries a considerable amount of risk, and these products are not suitable for all investors. Trading with leveraged products carries the risk of losing all capital, and it may incur losses that exceed the amount invested.
15. **The figures and information described herein refer to the past, and past performance is not a reliable indicator of future yields, changes, or performance.**

The changes on money and capital markets, the fluctuation of prices, the development of investments and their yields are influenced by the combined effect of multiple factors; one important factor of them is the change in investors' expectations. **The development of prices, the future yield of financial assets, indices or indicators, the examination of their changes, trends, and future performance is based on estimations and forecasts, which forecasts do not allow reliable conclusions to be drawn about the future moves of prices, real future yields, changes, or performance.** For each product and service, please assess their tax accounting implications, and other tax consequences, taking into account that they cannot be precisely assessed without knowing the effective tax regulations of the client's individual circumstances; and these legislative provisions as well as the circumstances may change over time.

16. OTP Bank reserves the right to modify this document in the future, without prior notice. The planned frequency of updates to the recommendation is quarterly. The initiation report preceding this research was published on 18 December 2017.
17. OTP Bank (business registration number: 01-10-041-585; registered seat: Nádor utca 16., Budapest H-1051, Hungary; authorised by Magyar Nemzeti Bank (former supervisory authority: Hungarian Financial Supervisory Authority, 'PSZÁF'). Supervisory authority: Magyar Nemzeti Bank (National Bank of Hungary – H-1054 Budapest, Szabadság tér 9); financial customer services: H-1013 Budapest, Krisztina krt. 39. The terms and conditions of this equity research and disclaimer shall be governed by and construed in accordance with Hungarian law.
18. Please note that the Internet is not a secure environment and OTP Bank does not accept any liability for any loss caused by the result of using this report in a form altered or delayed by the wilful or accidental interception, corruption or virus infection.
19. OTP Bank, in compliance with the applicable law, assumes no responsibility, obligation, warranty or guarantee whatsoever for any direct or indirect damage (including losses arising from investments), or for the costs or expenses, detrimental legal consequences or other sanctions (including punitive and consequential damage) sustained by any natural or legal person as a result of the purchase or sale of financial instruments or engaging investment services described herein, even if OTP Bank was warned of the possibility of such occurrences.

20. If you received this document from OTP Bank Plc, then it was sent to you with your previous consent. You may withdraw this permission by sending an e-mail to research@otpbank.hu or writing a letter addressed to 'Research Center', Hungary H-1051, Budapest, Nádor utca 21. Please refer to your name and e-mail address in both cases.
21. The personal data in this investment research are processed by OTP Bank. The legal basis for processing the data is the legitimate interest of OTP Bank. The detailed information about the processing of personal data and the related rights of data subjects is available [here](#).

This document was prepared by:

Orsolya Rátkai
Senior Equity Analyst
OTP Research

This document was finalized at **7:47:05 PM** on 07 August 2020