

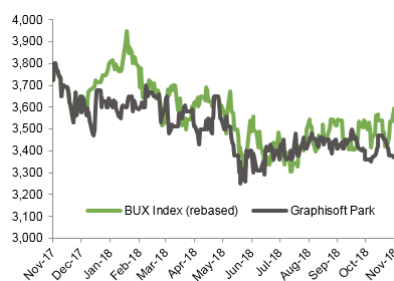
7 November 2018

Graphisoft Park

HOLD

Graphisoft Park: 3Q18 — strong top-line growth, driven by delivery of new space

BBG Ticker	GSPARK HB
Market Cap (USD mil)	121
Price	3,370
Price target	3,734
Upside	10.8%



Graphisoft Park reported its 3Q18 results yesterday (6 November), recording strong top line growth. The rental income was up 31% yoy, driven by the delivery of the new premises in the southern area of the park, where the company has completed c.14k sqm of new office space since the start of the year (c.10k sqm of this has been leased out already, while most of the remaining space is covered already by preliminary rental contracts, according to the report). The rental income exceeded our estimates by c.6% in the quarter, mainly as we expected the handover of the space to the tenants to take longer. Management's latest forecasts imply FFO of c.EUR 10.3m in 2018E and EUR 11.7m in 2019E, exceeding our FFO forecasts by 5% and 10%, respectively. We believe that Graphisoft Park offers an appealing FFO yield, and we like the company's unique business model of a "miniature Silicon Valley", catering for the needs of local and global IT companies. That said, as the stock held its ground better than many other European real estate stocks during the recent market correction (the EPRA ex-UK Index is down c.7% since the end of August, while Graphisoft Park's shares lost only 2% over the same period), we believe the room for a rerating may be limited in the near-term.

At the end of 3Q18, the NAV stood at EUR 187m, up slightly qoq. This translates into EUR 18.6/share, and values Graphisoft Park at c.0.56x P/NAV, broadly in line with the long-term average of 0.59x at which the stock has traded for the past 3Y. The shares are trading currently at 9-10% FFO yields and 0.76-0.74x P/BVs, on our 2018-19E estimates.

Graphisoft Park: 3Q18 review

EUR m	3Q17	4Q17	1Q18	2Q18	3Q18	qoq	yoy	3Q18W	vs. W
Rental income	2.6	2.9	2.9	2.8	3.4	22%	31%	3.2	6%
Service charge income	1.0	1.3	1.1	1.0	1.2	16%	18%	1.2	-3%
Service charge expense	-0.9	-1.1	-1.0	-1.0	-1.0	2%	14%	-1.1	-10%
Direct property related expenses	0.0	0.0	0.0	0.0	0.0	2.8x	67%	0.0	50%
Net rental income	2.7	3.0	2.9	2.8	3.6	26%	31%	3.3	8%
Operating expenses	-0.3	-0.4	-0.3	-0.4	-0.2	-45%	-30%	-0.4	-43%
Other income (expense)	0.0	0.0	0.0	0.4	0.1	-71%	2.4x	0.0	-4.2x
EBITDA	2.4	2.5	2.6	2.9	3.5	22%	43%	2.9	21%
D&A and revaluation gains	-1.2	-1.2	1.1	1.6	0.9	-42%	-1.8x	2.0	-55%
Operating profit	1.2	1.3	3.7	4.4	4.4	-1%	2.5x	4.9	-10%
Interest income	0.0	0.0	0.0	0.0	0.0	n/a	n/a	0.0	n/a
Interest expense	-0.2	-0.2	-0.2	-0.5	-0.3	-35%	41%	-0.3	-13%
FX differences - realized	0.0	0.2	-0.1	-0.7	0.0	-1.1x	5.5x	0.0	n/a
FX differences - not realized	-0.1	-0.3	0.1	0.7	-0.1	-1.2x	1.5x	0.0	n/a
PBT	1.0	1.0	3.6	4.0	4.0	-1%	3.1x	4.5	-12%
Current income tax	0.0	0.0	0.0	0.0	0.0	-1.1x	-1.1x	0.0	n/a
Deferred income tax	0.7	0.0	0.0	0.0	0.0	-100%	-100%	0.0	n/a
Profit for the period	1.7	1.0	3.6	4.0	4.0	0%	1.4x	4.5	-12%
FFO reconciliation	3Q17	4Q17	1Q18	2Q18	3Q18	qoq	yoy	3Q18	vs. W
Net rental income	2.7	3.0	2.9	2.8	3.6	26%	31%	3.3	8%
Operating expenses	-0.3	-0.4	-0.3	-0.4	-0.2	-45%	-30%	-0.4	-43%
Other income / expense	0.0	0.0	0.0	0.4	0.1	-71%	2.4x	0.0	-4.2x
Net interest expense	-0.2	-0.2	-0.2	-0.5	-0.3	-35%	41%	-0.3	-13%
Realized FX differences	0.0	0.2	-0.1	-0.7	0.0	-1.1x	5.5x	0.0	n/a
FFO I - pre-tax	2.2	2.5	2.3	1.7	3.2	84%	44%	2.5	26%
Current income tax	0.0	0.0	0.0	0.0	0.0	-1.1x	-1.1x	0.0	n/a
FFO I	2.2	2.5	2.3	1.7	3.2	88%	46%	2.5	27%
# of shares (ex.treasury and employee)	0.0	0.0	10.1	10.1	10.1	0%	n/a	10.1	0%
FFO I / sh	0.22	0.25	0.23	0.17	0.32	88%	46%	0.25	27%
Annualized FFO yield*	8.4%	9.5%	8.8%	6.5%	12.2%				
NAV	195.0	185.0	185.5	182.4	187.2	3%	-4%		n/a
NAV/sh	19.3	18.4	18.4	18.1	18.6	3%	-4%		n/a
P/NAV*	0.54x	0.57x	0.57x	0.58x	0.56x				

Source: Company data, WOOD Research; *on current share price

Jakub Caithaml

E-mail: jakub.caithaml@wood.cz

Phone: +420 222 096 481

7 November 2018

The portfolio, occupancy and rents

As illustrated in the following table, the GLA of the office park increased by nearly 10k sqm in 3Q18, due to the delivery of the development in the southern area of the park. While the occupancy fell to 95%, the occupied space increased by more than 10% qoq, to 71k sqm GLA, as tenants expanded into the newly-completed premises. In total, the area has increased by 14k sqm, or c.23%, since the start of the year.

The southern development area continues to provide room for another 18k sqm of potential development, while the monument and northern area could accommodate an additional 39.5k sqm of office and education space, according to management's estimates. In the northern area, however, no preparatory work or development are allowed, until the Capital City GasWorks completes the rehabilitation duties it is mandated to do in the area that it polluted in the past.

Originally, we expected the decontamination of the northern part of the site to commence this year. However, on 3 October 2018, a local municipal body notified Graphisoft Park regarding the extension of the completion deadline for the rehabilitation works. While, thus far, there is sufficient room for expansion in the southern area of the office park, should the clean-up take an exceedingly long time, at a certain point, this may present a hurdle to the expansion potential of Graphisoft Park. Until the area is decontaminated, we would see it as appropriate to assign the area a certain discount (with respect to the BV of land per sqm).

The average outstanding lease term stands at 5.2 years currently. This is significantly longer than the average lease term at all but one CEE office landlord under our coverage, which is a testament to the quality of the premises and the special relationship Graphisoft Park cultivates with its tenants, in our view.

The standing portfolio was appraised at EUR 232m, or EUR 3,091 per sqm, at the end of 3Q18. At an average monthly rent of EUR 15–17/sqm, this would translate into a yield of 5.8–6.6%, assuming full occupancy.

Graphisoft Park: GLA of the park increased to 75k sqm, monthly rents back at EUR 16/sqm

	2Q16	3Q16	4Q16	1Q17	2Q17	3Q17	4Q17	1Q18	2Q18	3Q18
Occupancy	100%	100%	100%	100%	99%	99%	99%	99%	97%	95%
Area (sqm)	53,000	53,000	53,000	58,500	58,500	61,000	61,000	61,000	65,500	75,000
Rental income (EUR m)	2.39	2.36	2.38	2.47	2.65	2.63	2.87	2.86	2.82	3.44
Monthly rents (EUR/sqm)	15.0	14.9	15.0	14.1	15.3	14.5	15.8	15.8	14.8	16.1

Source: Company data, WOOD Research

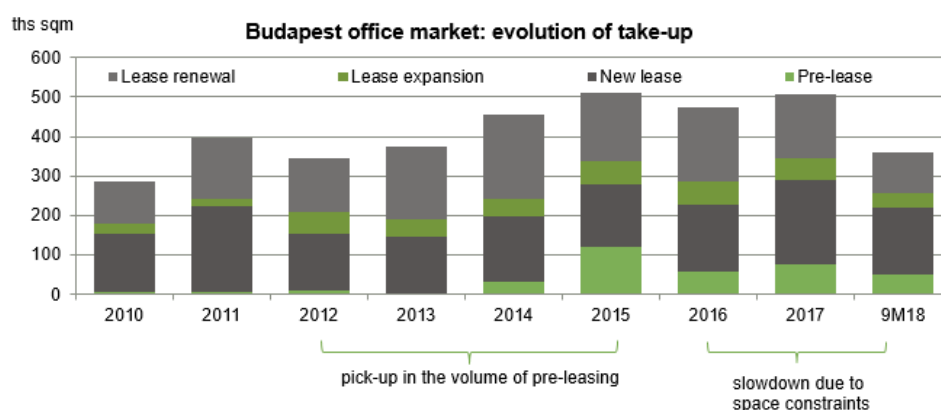
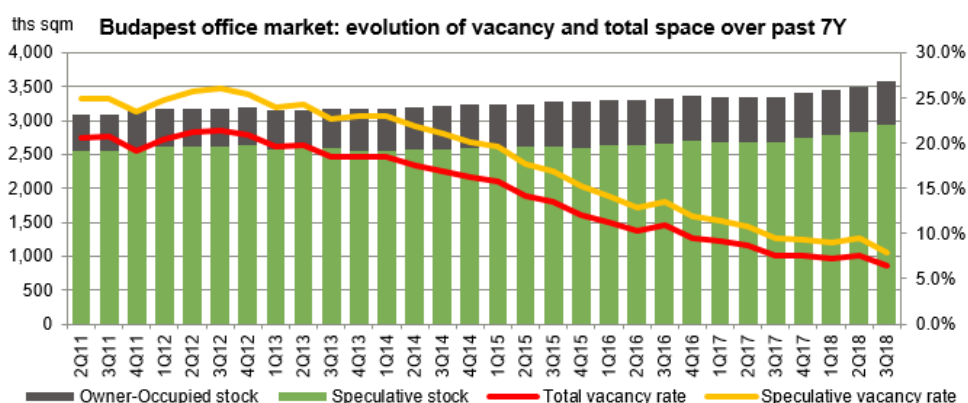
The market

The Budapest office market has continued to perform strongly throughout 2018. Driven by the strong leasing demand, the vacancy has continued to trend down, reaching 7.4% at the end of 3Q18, according to CBRE's estimates, driving rental growth. CBRE estimates that the average asking rents stood at EUR 12.1/sqm per month at the end of 3Q18 across Budapest, up 7% yoy. As for the A-grade offices, CBRE estimates the average monthly asking rents at EUR 13.3/sqm, up 10% yoy.

According to the data compiled by the Budapest Research Forum, the volume of modern office stock in the city exceeded 3.5m sqm by the end of 3Q18, driven by the completion of the Telekom HQ (59k sqm GLA) and the Mill Park (36k sqm GLA) office building, located in Central Pest.

7 November 2018

Budapest office market: vacancy continues to fall, despite new completions



Source: Budapest Research Forum, WOOD Research

Share price performance and valuation

In the year-to-date, Graphisoft Park's share price has declined by 7%; while the BUX Index is down 4% over the same period. The shares are trading currently at 9-10% FFO yields and 0.76–0.74x P/BVs, on our 2018–19E estimates.

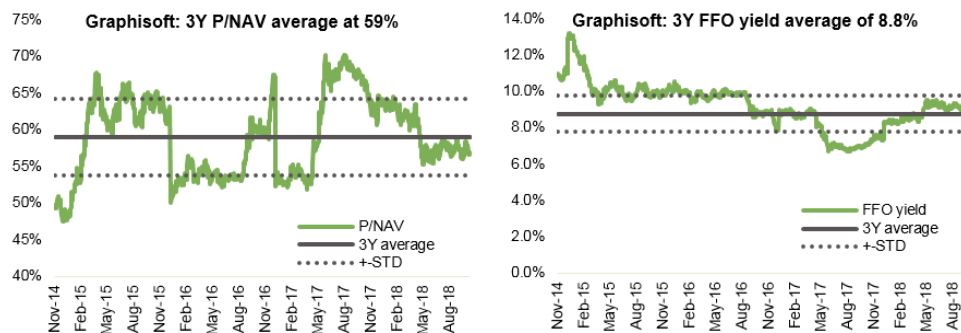
CEE RE peer group overview

	Price (LCU)	Mkt Cap (EUR m)	P/BV 18E	P/BV 19E	Divi yield 18E	Divi yield 19E	FFO yield 18E	FFO yield 19E
Graphisoft Park	3,360	111	76%	74%	3.4%	3.0%	9.3%	10.1%
Immofinanz	20.9	2,347	79%	76%	3.8%	3.9%	3.9%	4.9%
S Immo	15.4	1,029	103%	97%	2.7%	2.9%	4.8%	5.2%
GTC	8.3	930	91%	89%	7.4%	7.9%	6.2%	7.5%
CA Immo	29.1	2,875	107%	100%	3.0%	3.3%	4.2%	4.7%
Atrium	3.6	1,371	72%	71%	7.7%	8.0%	8.7%	9.1%
CEE peer group average			88%	84%	4.7%	4.8%	6.2%	6.9%

Source: Bloomberg, Company data, WOOD Research

7 November 2018

Graphisoft Park: the company trades broadly in-line with the LT historical average



Source: Company data, Bloomberg, WOOD Research

Year	EBITDA (EUR m)	Net profit (EUR m)	FFOPS (EUR m)	FFO yield (EUR)	Net debt/ equity	Total debt/ standing assets	P/BV	NAV (EUR m)	NAVPS (EUR)	P/NAV	Div yield
2014	7.7	2.0	0.62	10.7%	1.8x	25%	260%	116	11.5	0.50x	5.2%
2015	8.9	3.0	0.73	9.8%	1.5x	23%	327%	116	11.6	0.64x	2.7%
2016	8.7	3.2	0.75	7.9%	1.9x	24%	408%	143	14.2	0.67x	2.4%
2017	9.5	4.4	0.86	7.9%	2.3x	26%	421%	184	18.3	0.59x	3.4%
2018E	11.2	3.6	0.97	9.3%	0.5x	32%	76%	138	13.7	0.76x	3.1%
2019E	12.2	4.2	1.06	10.1%	0.5x	31%	74%	142	14.0	0.74x	3.6%

7 November 2018

DISCLAIMER

Important Disclosures

This research/commentary was prepared by the assignment of Budapest Stock Exchange Ltd. (registered seat: 1054 Budapest, Szabadság tér 7. Platina torony I. ép. IV. emelet; company registration number: 01-10-044764, hereinafter: BSE) under the agreement which was concluded by and between BSE and WOOD & Company Financial Services, a.s. (registered seat: náměstí Republiky 1079/1a, 110 00 Praha 1, Czech Republic; company registration number: 265 03 808, hereinafter: Investment Service Provider)

BSE shall not be liable for the content of this research/commentary, especially for the accuracy and completeness of the information therein and for the forecasts and conclusions; the Service Provider shall be solely liable for these. The Service Provider is entitled to all copyrights regarding this research/commentary however BSE is entitled to use and advertise/spread it but BSE shall not modify its content.

This research/commentary shall not be qualified as investment advice specified in Point 9 Section 4 (2) of Act No. CXXXVIII of 2007 on Investment Firms and Commodity Dealers and on the Regulations Governing their Activities. Furthermore, this document shall not be qualified as an offer or call to tenders for the purchase, sale or hold of the financial instrument(s) concerned by the research/commentary.

This investment research is published by WOOD & Company Financial Services, a.s. ("WOOD & Co") and/or one of its branches who are authorised and regulated by the CNB as Home State regulator and in Poland by the KNF, in Slovakia by the NBS, in Italy by the CONSOB and in the UK by the FCA as Host State regulators.

Wood's ratings and price targets history for Graphisoft Park

Rating		Price target	
14/12/2017	HOLD – initiation of coverage	14/12/2017	HUF 3,734

Explanation of Ratings

BUY: The stock is expected to generate total returns of over 15% during the next 12 months as measured by the target price.

HOLD: The stock is expected to generate total returns of 0-15% during the next 12 months as measured by the target price.

SELL: The stock is expected to generate a negative total return during the next 12 months as measured by the target price.

RESTRICTED: Financial forecasts, and/or a rating and/or a target price is restricted from disclosure owing to Compliance or other regulatory/legal considerations such as a blackout period or a conflict of interest.

NOT RATED: Suspension of rating after 30 consecutive weekdays where the current price vis-a-vis the target price has been out of the range dictated by the current BUY/HOLD/SELL rating.

COVERAGE IN TRANSITION: Due to changes in the Research team, the disclosure of a stock's rating and/or target price and/or financial information are temporarily suspended.

Equity Research Ratings (as of 7 November 2018)

	Buy	Hold	Sell	Restricted	Not rated	Coverage in transition
Equity Research Coverage	52%	41%	7%	n.a.	n.a.	1%
IB Clients	1%	1%	n.a.	N.A.	n.a.	n.a.

Securities Prices

Prices are taken as of the previous day's close on the home market unless otherwise stated.

Valuation & Risks

Analysis of specific risks to set stock target prices highlighted in our investment case(s) are outlined throughout the report. For details of methodologies used to determine our price targets and risks related to the achievement of the targets referred to in the main body of the report or at <http://www.wood.cz> in the Corporate Governance section.

Users should assume that the investment risks and valuation methodology in Daily news or flash notes not changing our estimates or ratings is as set out in the most recent substantive research note on that subject company and can be found on our website at www.wood.com

Wood Research Disclosures (as of 7 November 2018)

Company	Disclosures
Alior Bank	5
AmRest	5
Astarta	5
AT&S	5
Bogdanka	5
BRD	5
Bucharest Stock Exchange	5
BZ WBK	5
CA Immo	5
CCC	5
CD Projekt	5
CETV	5
CEZ	5
Ciech	5
Conpet	1
Cyfrowy Polsat	5
Dino	5
DO&CO	1, 5

7 November 2018

Electrica	5
Enea	5
Energa	5
Erste Group Bank	5
Eurocash	5
Fortuna	5
S.C. Fondul Proprietatea S.A.	1, 4, 5
Getin Noble Bank	5
GTC	5
Handlowy	5
ING BSK	5
Immofinanz	5
IPF	5
ITG	1, 3
JSW	5
Kernel	5
KGHM	5
Komerčni	5
Kruk	5
Lotos	5
LPP	5
mBank	5
MedLife	1, 2, 3
Millennium	5
MOL	5
MONETA Money Bank	1, 2, 3, 5
Netia	5
OMV	5
Orange PL	5
Pekao	5
PGE	5
Philip Morris	5
PKO BP	1, 2, 3, 5
PKN Orlen	5
PKP Cargo	5
PZU	5
RBI	5
RC2	4
Romgaz	5
SIF2	10
SNP – OMV Petrom	3, 5
O2 CR	1, 4, 5
Banca Transilvania	5
Transelectrica	5
Transgaz	1, 5
Unipetrol	5
WSE	1
Warimpex	1, 5

Description

- The company currently is, or in the past 12 months was, a client of Wood & Co or its affiliated companies for the provision of investment banking services.
- In the past 12 months, Wood & Co or its affiliated companies have received compensation for Corporate Finance/Investment Banking services from this company.
- In the past 12 months, Wood & Co or any of its affiliated companies have been lead manager, co-lead manager or co-manager of a public offering of the company's financial instruments.
- Wood & Co acts as corporate broker to this company and/or Wood & Co or any of its affiliated companies may have an agreement with the company relating to the provision of Corporate Finance/Investment Banking services.
- Wood & Co or any of its affiliated companies is a market maker or liquidity provider in relation to securities issued by this company.
- In the past 12 months, Wood & Co, its partners, affiliated companies, officers or directors, or any authoring analyst involved in the preparation of this investment research has provided services to the company for remuneration, other than normal course investment advisory or trade execution services.
- Those persons identified as the author(s) of this investment research, or any individual involved in the preparation of this investment research, have purchased/received shares in the company prior to a public

7 November 2018

offering of those shares, and the price at which they were acquired along with the date of acquisition are disclosed above.

- 8 The authoring analyst, a member of the authoring analyst's household, or any individual directly involved in the preparation of this investment research has a direct ownership position in securities issued by this company.
- 9 A partner, director, officer, employee or agent of Wood & Co and its affiliated companies, or a member of his/her household, is an officer, or director, or serves as an advisor or board member of this company.
- 10 As of the month end immediately preceding the date of publication of this investment research Wood & Co or its affiliate companies, in the aggregate, beneficially owned 1% or more of any class of the total issued share capital or other common equity securities of the company or held a material non-equity financial interest in this company.
- 11 As of the month end immediately preceding the date of publication of this investment research the relevant company owned 1% or more of any class of the total issued share capital in Wood & Co or any of its affiliated companies.
- 12 Other specific disclosures as described above.

The authoring analysts who are responsible for the preparation of this investment research have received (or will receive) compensation based upon (among other factors) the Corporate Finance/Investment Banking revenues and general profits of Wood & Co. However, such authoring analysts have not received, and will not receive, compensation that is directly based upon or linked to one or more specific Corporate Finance/Investment Banking activities, or to recommendations contained in the investment research.

Wood & Co and its affiliated companies may have a Corporate Finance/Investment Banking or other relationship with the company that is the subject of this investment research and may trade in any of the designated investments mentioned herein either for their own account or the accounts of their customers, in good faith or in the normal course of market making. Accordingly, Wood & Co or their affiliated companies, principals or employees (other than the authoring analyst(s) who prepared this investment research) may at any time have a long or short position in any such designated investments, Related designated investments or in options, futures or other derivative instruments based thereon.

Wood & Co manages conflicts of interest arising as a result of preparation and publication of research through its use of internal databases, notifications by the relevant employees and Chinese Walls as monitored by Compliance. For further details see our website at www.wood.com in the Section Corporate Governance or via the link <http://www.wood.com/research.html>

The information contained in this investment research has been compiled by Wood & Co from sources believed to be reliable, but (with the exception of the information about Wood & Co) no representation or warranty, express or implied, is made by Wood & Co, its affiliated companies or any other person as to its fairness, accuracy, completeness or correctness. Wood & Co has not independently verified the facts, assumptions, and estimates contained herein. All estimates, opinions and other information contained in this investment research constitute Wood & Co's judgement as of the date of this investment research, are subject to change without notice and are provided in good faith but without legal responsibility or liability.

Wood & Co salespeople, traders, and other professionals may provide oral or written market commentary or trading strategies to our clients and our proprietary trading desk that reflect opinions that are contrary to the opinions expressed in this investment research. Wood & Co's affiliates, proprietary trading desk, and investing businesses may make investment decisions that are inconsistent with the recommendations or views expressed in this investment research.

This investment research is provided for information purposes only and does not constitute an offer or solicitation to buy or sell any designated investments discussed herein in any jurisdiction where such offer or solicitation would be prohibited. As a result, the designated investments discussed in this investment research may not be eligible for sale in some jurisdictions. This investment research is not, and under no circumstances should be construed as, a solicitation to act as a securities broker or dealer in any jurisdiction by any person or company that is not legally permitted to carry on the business of a securities broker or dealer in that jurisdiction. This material is prepared for general circulation to clients and does not have regard to the investment objectives, financial situation or particular needs of any particular person. Investors should obtain advice based on their own individual circumstances before making an investment decision. To the fullest extent permitted by law, none of Wood & Co, its affiliated companies or any other person accepts any liability whatsoever for any direct or consequential loss arising from or in connection with the use of this material.

For United Kingdom or European Residents:

This investment research is for persons who are Eligible Counterparties or Professional Clients only and is exempt from the general restrictions in section 21 of the Financial Services and Markets Act 2000 (or any analogous legislation) on the communication of invitations or inducements to engage in investment activity on the grounds that it is being distributed in the United Kingdom only to persons of a kind described in Article 19(5) (Investment Professionals) and 49(2) (High Net Worth companies, unincorporated associations etc) of the Financial Services and Markets Act 2000 (Financial Promotion) Order 2005 (as amended). It is not intended to be distributed or passed on, directly or indirectly, to any other class of persons. This material is not for distribution in the United Kingdom or Europe to retail clients, as defined under the rules of the Financial Conduct Authority.

For United States Residents:

This investment research distributed in the United States by WOOD&Co, and in certain instances by Brasil Plural Securities LLC ("Brasil Plural"), a U.S registered broker dealer, only to "major U.S. institutional investors", as defined under Rule 15a-6 promulgated under the US Securities Exchange Act of 1934, as amended, and as interpreted by the staff of the US Securities and Exchange Commission. This investment research is not intended for use by any person or entity that is not a major U.S institutional investor. If you have received a copy of this research and are not a major U.S institutional investor, you are instructed not to read, rely on or reproduce the contents hereof, and to destroy this research or return it to WOOD&Co or to Brasil Plural. Analyst(s) preparing this report are employees of WOOD&Co who are resident outside the United States and are not associated persons or employees of any US registered broker-dealer. Therefore the analyst(s) are not be subject to Rule 2711 of the Financial Industry Regulatory Authority (FINRA) or to Regulation AC adopted by the U.S Securities and Exchange Commission (SEC) which among other things, restrict communications with a subject company, public appearances and personal trading in securities by a research analyst. Any major U.S Institutional investor wishing to effect transactions in any securities referred to herein or options thereon should do so by contacting a representative of Brasil Plural Securities LLC. Brasil Plural is a broker-dealer registered with the SEC and a member of FINRA and the Securities Investor Protection Corporation. Its address is 545 Madison Avenue, 8th Floor, New York, NY 10022 and its telephone number is 212-388-5613. WOOD&Co is not affiliated with Brasil Plural Securities LLC or any other U.S registered broker-dealer.

7 November 2018

Czech Republic

namesti Republiky 1079/1a
Palladium
110 00 Praha 1
Tel +420 222 096 111
Fax +420 222 096 222

Poland

Skylight Zlote Tarasy
Zlota 59
00 120 Warszawa
Tel +48 22 222 1530
Fax +48 22 222 1531

UK

City Point, 11th Floor
1 Ropemaker Street
London EC2Y 9HT
Tel: +44 20 3530 0691

Italy

Via Vittor Pisani, 22
20124 Milan
Italy
Tel + 39 02 67910 963
Fax +39 02 67910 761

Kristen Andrasko

Head of Equities
+420 222 096 253
kristen.andrasko@wood.com
http://www.wood.com
Bloomberg page WUCO

Research

Co-Head of Research/Head of Research Poland

Marta Jezewska-Wasilewska
+48 22 222 1548
marta.jezewska-wasilewska@wood.com

Co-Head of Research/Head of Greek Research

Alex Boulougouris
+30 211 106 9447
alex.boulougouris@wood.com

Head of Turkey/Industrials

Oytun Altasli
+44 203 530 0627
oytun.altasli@wood.com

Macroeconomics

Raffaella Tenconi
+44 203 530 0685
raffaella.tenconi@wood.com

Consumer/Industrials

Lukasz Wachelko
+48 22 222 1560
lukasz.wachelko@wood.com

Romania

Lucian Albulescu
+420 222 096 273
lucian.albulescu@wood.com

Utilities/Mining/Pharma

Bram Buring
+420 222 096 250
bram.buring@wood.com

Macroeconomics

Alessio Chiesa
+44 75177 06102
alessio.chiesa@wood.com

Energy

Jonathan Lamb
+44 203 530 0621
jonathan.lamb@wood.com

Financials/Turkey

Can Demir
+44 203 530 0623
can.demir@wood.com

Non-banks financials

Jerzy Kosinski
+48 22 222 1564
jerzy.kosinski@wood.com

Metals/Mining

Andy Jones
+44 20 3530 0629
andy.jones@wood.com

Real Estate

Jakub Caithaml
+420 222 096 481
jakub.caithaml@wood.com

Consumer/Industrials

Maciej Wardejn
+48 22 222 1546
maciej.wardejn@wood.com

Poland

Pawel Wieprzowski
+48 22 222 1549
pawel.wieprzowski@wood.com

Poland

Piotr Raciborski
+48 22 222 1551
piotr.raciborski@wood.com

Consumer/Industrials

Gabriela Burdach
+48 22 222 1545
gabriela.burdach@wood.com

EMEA TMT & Industrials/Turkey

Atinc Ozkan
+90 542 202 3632
atinc.ozkan@wood.com

Energy

Ondrej Slama
+420 222 096 484
ondrej.slama@wood.com

Russia

Ildar Davletshin
+44 203 530 0631
ildar.davletshin@wood.com

Consumer

Jakub Mician
+420 222 096 320
jakub.mician@wood.com

Romania

Stefan Lungu
+44 203 530 0694
stefan.lungu@wood.com

Greece

Fani Tzioukalia
+30 211 106 9449
fani.tzioukalia@wood.com

Financials

David Lojkasek
+420 222 096 256
david.lojkasek@wood.com

Sales

Kristen Andrasko
+420 222 096 253
kristen.andrasko@wood.com

Jan Koch
+48 22 222 1616
jan.koch@wood.com

Piotr Kopec
+48 22 222 1615
piotr.kopec@wood.com

Ioana Pop
+44 20 3530 0693
ioana.pop@wood.com

Vinay Ruparelia
+44 203 530 0624
vinay.ruparelia@wood.com

Grzegorz Skowronski
+48 22 222 1559
grzegorz.skowronski@wood.com

Jan Thomson
+44 20 3530 0686
jan.thomson@wood.com

Jarek Tomczynski
+44 203 530 0688
jarek.tomczynski@wood.com

Kostas Tsigkourakos
+30 694 082 5810
kostas.tsigkourakos@wood.com

Markus Ulreich
+420 222 096 418
markus.ulreich@wood.com

Tatiana Sarandinaki
Brasil Plural in association with WOOD & Co.
+1 212 388 5613
tsarandinaki@wood-brasilplural.com

Sales Trading and Execution Services

Ashley Keep
+44 20 3530 0683
ashley.keep@wood.com
Ermir Shkurti
+420 222 096 847
ermir.shkurti@wood.com

Jennifer Ewing
+44 20 3530 0692
jennifer.ewing@wood.com
Martin Stuchlik
+420 222 096 855
martin.stuchlik@wood.com

Zuzana Mora
+420 222 096 283
zuzana.hronska@wood.com
Vladimir Vavra
+420 222 096 397
vladimir.vavra@wood.com

Audrey Parker
+44 20 3530 0695
audrey.parker@wood.com